

# Investment & Pension Funding

Facts at a Glance as of December 31, 2025



## Overview

The Educational Employees' Supplementary Retirement System of Fairfax County (ERFC) was established July 1, 1973, to provide an independent retirement plan for Fairfax County Public Schools' (FCPS) personnel that supplements the primary benefits they earn and receive separately from the Virginia Retirement System (VRS) and Social Security.



**\$3.6 Billion**  
as of 12/31/2025



**77.5% Funded**  
as of 12/31/2024



**11.3% Returns (net)**  
1 year as of 12/31/2025

## Total Members (44,944)

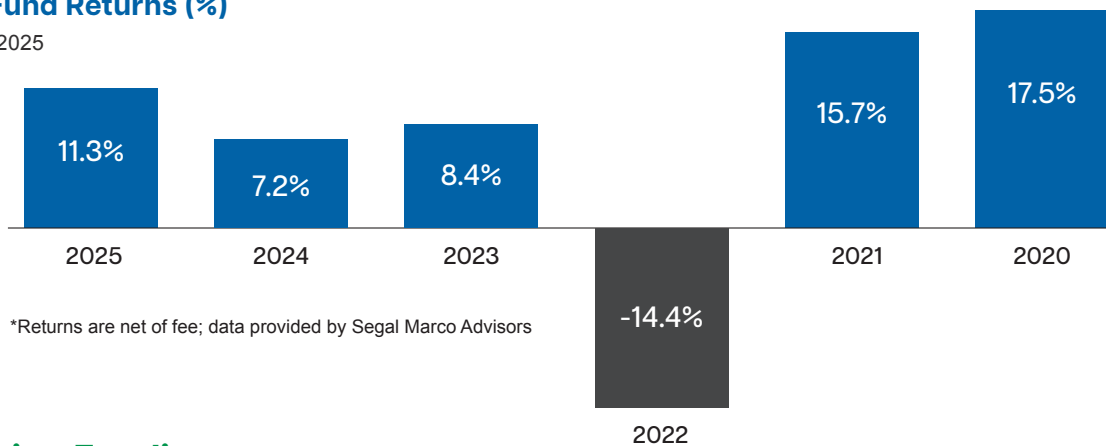
As of 12/31/2025

Status	Plan Name		
	Legacy	Tier 1	Tier2
Active	1,556	9,618	11,985
Active DROP	401	-	-
Retired	11,099	3,270	27
Deferred	1,196	5,151	641

## Investments

### Annual Fund Returns (%)

As of 12/31/2025

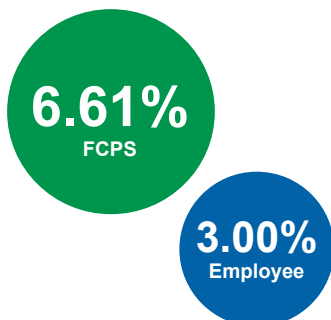


\*Returns are net of fee; data provided by Segal Marco Advisors

## Pension Funding

### Contribution Rates

Fiscal Year 2026



Fiscal Year	Contribution Rate		
	Employee*	Employer	Total
2026	3.00%	6.61%	9.61%
2025	3.00%	6.48%	9.48%
2024	3.00%	6.48%	9.48%
2023	3.00%	6.70%	9.70%
2022	3.00%	6.70%	9.70%

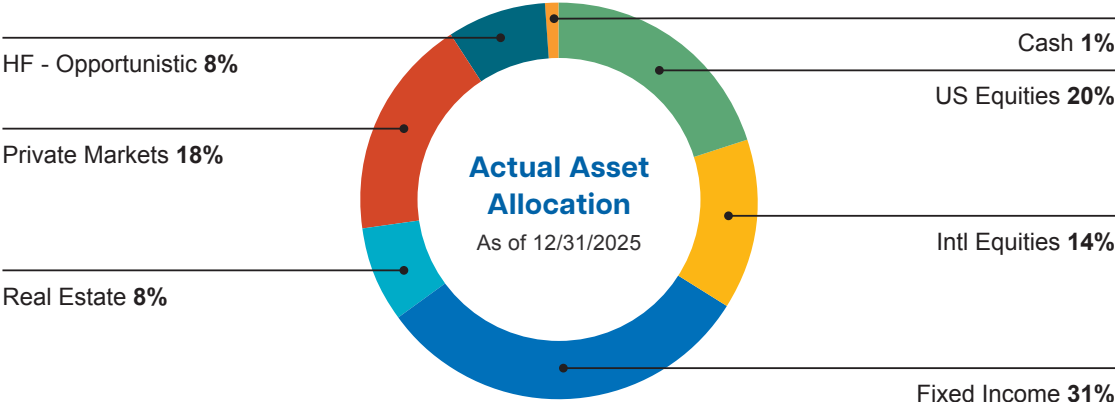
\*Mandatory contribution

# Investment & Pension Funding

Facts at a Glance as of December 31, 2025



## Investments



	Current Allocation	Interim Target*	Long-Term Target
US Equities	20%	20%	21%
Intl Equities	14%	15%	16%
Fixed Income	31%	32%	37%
Real Estate	8%	7%	7%
Private Markets	18%	18%	19%
HF - Opportunistic	8%	7%	0%
Cash	1%	1%	0%

\*Interim target will change to reflect the gradual implementation of the Private Markets investments.

## ERFC Total Fund Growth – Valuation Assets Since Inception

As of 12/31/2025

